



CPF2E30-600



H75-H120

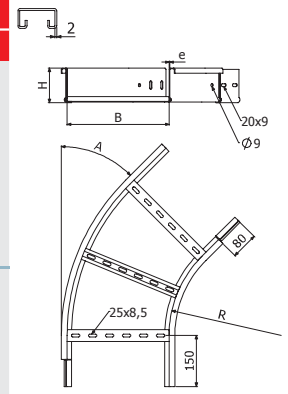


H150

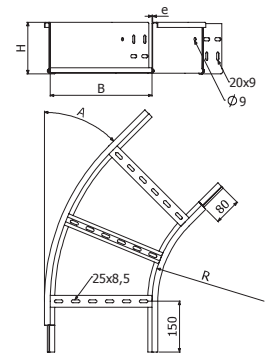


	A		R		B		H		GC	
	°	mm	inch	mm	inch	mm	inch	REF.	kg/ud	
CPF2E30-600 100X100X2	30	600	24"	100	4"	100	4"	2/16284	3,10	
CPF2E30-600 150X100X2	30	600	24"	150	6"	100	4"	2/16285	3,38	
CPF2E30-600 200X100X2	30	600	24"	200	8"	100	4"	2/16286	3,66	
CPF2E30-600 300X100X2	30	600	24"	300	12"	100	4"	2/16287	4,23	
CPF2E30-600 400X100X2	30	600	24"	400	16"	100	4"	2/16288	4,79	
CPF2E30-600 500X100X2	30	600	24"	500	20"	100	4"	2/16289	5,36	
CPF2E30-600 600X100X2	30	600	24"	600	24"	100	4"	2/16290	5,92	
CPF2E30-600 150X120X2	30	600	24"	150	6"	120	4 5/7"	2/16291	4,01	
CPF2E30-600 200X120X2	30	600	24"	200	8"	120	4 5/7"	2/16292	4,30	
CPF2E30-600 300X120X2	30	600	24"	300	12"	120	4 5/7"	2/16293	4,89	
CPF2E30-600 400X120X2	30	600	24"	400	16"	120	4 5/7"	2/16294	5,48	
CPF2E30-600 500X120X2	30	600	24"	500	20"	120	4 5/7"	2/16295	6,07	
CPF2E30-600 600X120X2	30	600	24"	600	24"	120	4 5/7"	2/16296	6,66	
CPF2E30-600 150X150X2	30	600	24"	150	6"	150	6"	2/16297	4,64	
CPF2E30-600 200X150X2	30	600	24"	200	8"	150	6"	2/16298	4,94	
CPF2E30-600 300X150X2	30	600	24"	300	12"	150	6"	2/16299	5,56	
CPF2E30-600 400X150X2	30	600	24"	400	16"	150	6"	2/16300	6,17	
CPF2E30-600 500X150X2	30	600	24"	500	20"	150	6"	2/16301	6,79	
CPF2E30-600 600X150X2	30	600	24"	600	24"	150	6"	2/16302	7,40	

4/100 x B2 (2/6792 - GC) (8/100 x B2 ↑ 150)



H75-H120



H150

CPF2E45-600



H75-H120

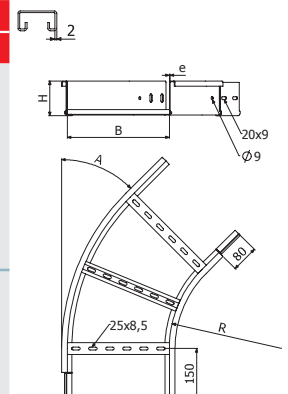


H150

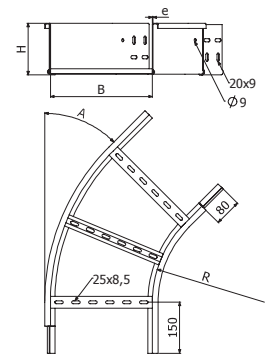


	A		R		B		H		GC	
	°	mm	inch	mm	inch	mm	inch	REF.	kg/ud	
CPF2E45-600 100X100X2	45	600	24"	100	4"	100	4"	2/16310	3,80	
CPF2E45-600 150X100X2	45	600	24"	150	6"	100	4"	2/16311	4,11	
CPF2E45-600 200X100X2	45	600	24"	200	8"	100	4"	2/16312	4,42	
CPF2E45-600 300X100X2	45	600	24"	300	12"	100	4"	2/16313	5,04	
CPF2E45-600 400X100X2	45	600	24"	400	16"	100	4"	2/16314	5,66	
CPF2E45-600 500X100X2	45	600	24"	500	20"	100	4"	2/16315	7,03	
CPF2E45-600 600X100X2	45	600	24"	600	24"	100	4"	2/16316	7,80	
CPF2E45-600 150X120X2	45	600	24"	150	6"	120	4 5/7"	2/16317	4,91	
CPF2E45-600 200X120X2	45	600	24"	200	8"	120	4 5/7"	2/16318	5,24	
CPF2E45-600 300X120X2	45	600	24"	300	12"	120	4 5/7"	2/16319	5,89	
CPF2E45-600 400X120X2	45	600	24"	400	16"	120	4 5/7"	2/16320	6,55	
CPF2E45-600 500X120X2	45	600	24"	500	20"	120	4 5/7"	2/16321	7,96	
CPF2E45-600 600X120X2	45	600	24"	600	24"	120	4 5/7"	2/16322	8,77	
CPF2E45-600 150X150X2	45	600	24"	150	6"	150	6"	2/16323	5,70	
CPF2E45-600 200X150X2	45	600	24"	200	8"	150	6"	2/16324	6,05	
CPF2E45-600 300X150X2	45	600	24"	300	12"	150	6"	2/16325	6,74	
CPF2E45-600 400X150X2	45	600	24"	400	16"	150	6"	2/16326	7,44	
CPF2E45-600 500X150X2	45	600	24"	500	20"	150	6"	2/16327	8,89	
CPF2E45-600 600X150X2	45	600	24"	600	24"	150	6"	2/16328	9,74	

4/100 x B2 (2/6792 - GC) (8/100 x B2 ↑ 150)



H75-H120



H150



CPF2E60-600

	A		R		B		H		GC	
	°	mm	inch	mm	inch	mm	inch	REF.	kg/ud	
CPF2E60-600 100X100X2	60	600	24"	100	4"	100	4"	2/16336	4,66	
CPF2E60-600 150X100X2	60	600	24"	150	6"	100	4"	2/16337	5,07	
CPF2E60-600 200X100X2	60	600	24"	200	8"	100	4"	2/16338	5,48	
CPF2E60-600 300X100X2	60	600	24"	300	12"	100	4"	2/16339	6,30	
CPF2E60-600 400X100X2	60	600	24"	400	16"	100	4"	2/16340	7,13	
CPF2E60-600 500X100X2	60	600	24"	500	20"	100	4"	2/16341	7,95	
CPF2E60-600 600X100X2	60	600	24"	600	24"	100	4"	2/16342	8,78	
CPF2E60-600 150X120X2	60	600	24"	150	6"	120	4 5/7"	2/16343	6,03	
CPF2E60-600 200X120X2	60	600	24"	200	8"	120	4 5/7"	2/16344	6,47	
CPF2E60-600 300X120X2	60	600	24"	300	12"	120	4 5/7"	2/16345	7,35	
CPF2E60-600 400X120X2	60	600	24"	400	16"	120	4 5/7"	2/16346	8,22	
CPF2E60-600 500X120X2	60	600	24"	500	20"	120	4 5/7"	2/16347	9,10	
CPF2E60-600 600X120X2	60	600	24"	600	24"	120	4 5/7"	2/16348	9,97	
CPF2E60-600 150X150X2	60	600	24"	150	6"	150	6"	2/16349	7,00	
CPF2E60-600 200X150X2	60	600	24"	200	8"	150	6"	2/16350	7,46	
CPF2E60-600 300X150X2	60	600	24"	300	12"	150	6"	2/16351	8,39	
CPF2E60-600 400X150X2	60	600	24"	400	16"	150	6"	2/16352	9,31	
CPF2E60-600 500X150X2	60	600	24"	500	20"	150	6"	2/16353	10,24	
CPF2E60-600 600X150X2	60	600	24"	600	24"	150	6"	2/16354	11,16	



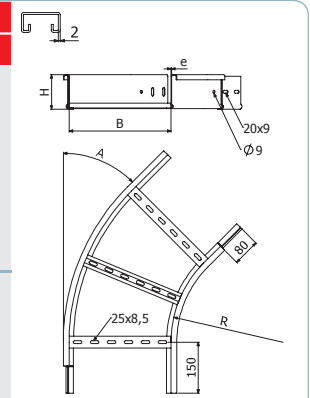
H75-H120



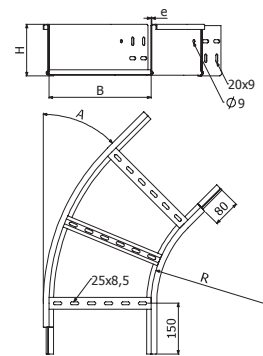
H150



4/100 x B2 (2/6792 - GC) (8/100 x B2 ↑ 150)



H75-H120



H150

CPF2E-600

	A		R		B		H		GC	
	°	mm	inch	mm	inch	mm	inch	REF.	kg/ud	
CPF2E-600 100X100X2	90	600	24"	100	4"	100	4"	2/16362	6,21	
CPF2E-600 150X100X2	90	600	24"	150	6"	100	4"	2/16363	6,76	
CPF2E-600 200X100X2	90	600	24"	200	8"	100	4"	2/16364	7,30	
CPF2E-600 300X100X2	90	600	24"	300	12"	100	4"	2/16365	8,38	
CPF2E-600 400X100X2	90	600	24"	400	16"	100	4"	2/16366	9,47	
CPF2E-600 500X100X2	90	600	24"	500	20"	100	4"	2/16367	11,31	
CPF2E-600 600X100X2	90	600	24"	600	24"	100	4"	2/16368	12,55	
CPF2E-600 150X120X2	90	600	24"	150	6"	120	4 5/7"	2/16369	8,06	
CPF2E-600 200X120X2	90	600	24"	200	8"	120	4 5/7"	2/16370	8,64	
CPF2E-600 300X120X2	90	600	24"	300	12"	120	4 5/7"	2/16371	9,80	
CPF2E-600 400X120X2	90	600	24"	400	16"	120	4 5/7"	2/16372	10,96	
CPF2E-600 500X120X2	90	600	24"	500	20"	120	4 5/7"	2/16373	12,88	
CPF2E-600 600X120X2	90	600	24"	600	24"	120	4 5/7"	2/16374	14,19	
CPF2E-600 150X150X2	90	600	24"	150	6"	150	6"	2/16375	9,37	
CPF2E-600 200X150X2	90	600	24"	200	8"	150	6"	2/16376	9,98	
CPF2E-600 300X150X2	90	600	24"	300	12"	150	6"	2/16377	11,22	
CPF2E-600 400X150X2	90	600	24"	400	16"	150	6"	2/16378	12,45	
CPF2E-600 500X150X2	90	600	24"	500	20"	150	6"	2/16379	14,45	
CPF2E-600 600X150X2	90	600	24"	600	24"	150	6"	2/16380	15,84	

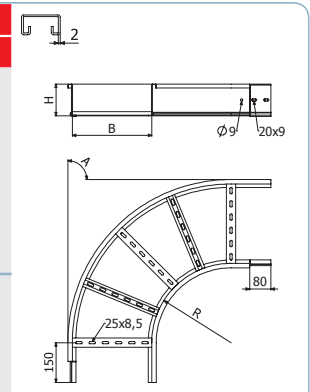


H75-H120

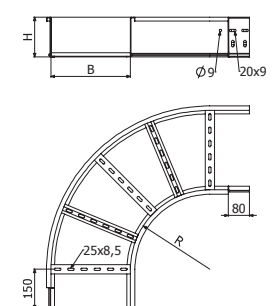


H150

4/100 x B2 (2/6792 - GC) (8/100 x B2 ↑ 150)



H75-H120



H150